



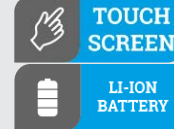
Photovoltaic meter PVM-1530 Pro / PVM-1530

PVM-1530 Pro | index: WMGBPVM1530PRO

PVM-1530 | index: WMGBPVM1530

MeasureEffect™

PVM-1530



IRM-1



CMP-1015-PV



PVM-1530

reSYNC

automatic
synchronization of
STC parameters

Professional meter for photovoltaic installations up to 1500 V

Features

PVM-1530

- It can be used for category 1 measurements according to IEC 62446-1.
- It allows the measurement of the I-U curve for category 2 according to IEC 62446-1.
- Ability to define measurement procedures.
- It converts measured parameters into STC conditions according to IEC 60891 by cooperation with the IRM-1 solar radiation and temperature meter.
- reSYNC function – automatic completion of results with environmental parameters and their conversion to STC conditions after restoring connection with IRM-1.
- The attachable radio interface ensures cooperation with the IRM-1 meter over long distances.
- Built-in Bluetooth and Wi-Fi for communication with external devices.
- Large structured memory of measurements.
- Large touchscreen for good visibility in bright sunlight.

IRM-1

- Measurement of solar radiation and temperature.
- The LoRa interface for communication with a master meter – offers a larger range than the Bluetooth technology!
- Automatic data synchronization with a master meter with reSYNC function.
- Built-in compass and inclination sensor.
- Built-in recorder that can be used to record solar radiation before constructing PV systems, as well as to measure the shading of existing systems.
- Large measurement memory: 999 cache memory cells and 5000 recorder records available (one-time recording) with the option of overwriting them (continuous recording).

Choose the best set for your needs

PVM-1530

IRM-1

CMP-1015-PV

PVM-1530 Pro

Photovoltaic meter, solar radiation and temperature meter and clamp meter



PVM-1530

Photovoltaic meter



MeasureEffect™

Sonel MeasureEffect™

The meter is a part of the **Sonel MeasureEffect™** platform. It is a comprehensive system that enables you to take measurements, store and manage data, and provides multi-level control of your instruments.

Measured parameters

PVM-1530

- Measurement of I-U and P-U characteristics. Conversion to STC conditions.
- The open circuit voltage of the PV panel or a chain of panels, up to 1500 V DC.
- RMS voltage of the AC network up to 1000 V with frequency measurement.
- Short circuit current of a PV panel or chain of panels - up to 40 A DC.
- Insulation resistance of PV panels - measuring voltage of 250, 500, 1000, 1500 V DC, simultaneous measurement of two values: R_{ISO+} and R_{ISO-} .
- Insulation resistance of AC circuits - measuring voltage 250, 500, 1000 V DC.
- Resistance of protective conductors and equipotential bonding with ± 200 mA current.
- Measurement of PV panels operating current and AC current - all with CMP-1015-PV meter.
- AC/DC power measurement.
- Test of bypass diodes, automatic polarity detection.
- Test of blocking diodes with 1000, 1500 V DC voltage.

IRM-1

- Solar radiation intensity (irradiance) in W/m^2 or BTU/ft^2h .
- PV panel temperature in $^{\circ}C$ or $^{\circ}F$.
- Ambient temperature in $^{\circ}C$ or $^{\circ}F$.
- Inclination angle of panels
- Orientation of the panels with the built-in compass.





PVM-1530: cat. 1 measurements and I-U characteristics –

The PVM-1530 is a pioneering meter for photovoltaic installations up to 1500 V with such a substantial number of measurement functions. Their selection is done via a touch screen. The screen is large, colorful and with strong backlight so that operation in full sunlight is not a problem. Extensive structural memory significantly reduces the time for preparing post-measurement documentation.

IRM-1: simple and compact

IRM-1, small, but indispensable for testing PV systems. By measuring solar radiation values, as well as panel and ambient temperatures, it provides the necessary data to convert the results into STC conditions. A built-in recorder with a memory of 5000 records enables the instrument to be used as a tool in the PV plant design process, as well as to diagnose panel shading problems.

Tightness and durability

The meters perform well in harsh environmental conditions. The PVM-1530's housing is rugged and tight when closed to easily ensure that the meter is protected during measurement.



Communication and software

Measurement data from the IRM-1 can be transferred to a computer via the USB port. In addition, the device has a built-in wireless **LoRa interface** (Long Range) for automatic data exchange with the master meter – even over long distances.

Measurement data from the PVM-1530 can be transferred to a computer via cable or wireless communication. Saving the downloaded data to popular formats and printing is ensured by **Sonel Reader**. In order to generate a report on electric shock protection use the optional software: **Sonel Reports Plus**.

Trouble? reSYNC!

It may happen that in the course of measurements the PVM-1530 moves away from the IRM-1 so far, that communication between them is lost. If the measurements are continued, then after the connection is restored, the results will be automatically **supplemented with environmental parameters**, which in the meantime were recorded by the IRM-1 in its **temporary memory**, and converted into STC conditions.



Specifications

Parameter	Measurement range	Display range	Resolution	Accuracy \pm (% m.v. + digits)
Voltage				
AC voltage	0.0 V...1000.0 V	0.0 V...1000.0 V	0.1 V	\pm (2% m.v. + 6 digits)
DC voltage	0.0 V...1500.0 V	0.0 V...1500.0 V	0.1 V	\pm (0.5% m.v. + 2 digits)
Frequency	10.0 Hz...100.0 Hz	0 Hz...100.0 Hz	0.1 Hz	\pm (0.5% m.v. + 2 digits)
Short circuit current I_{sc}				
Voltage 1500 V DC	0.00...30.00 A	0.00...30.00 A	0.01 A	\pm (1% m.v. + 2 digits)
Voltage 1000 V DC	0.00...40.00 A	0.00...40.00 A	0.01 A	\pm (1% m.v. + 2 digits)
Insulation resistance				
Insulation resistance at AC side				
Measuring voltage 250 V	250 k Ω ...200 M Ω acc. to IEC 61557-2	0.0 k Ω ...200.0 M Ω	from 0.1 k Ω	\pm (3% m.v. + 8 digits)
Measuring voltage 500 V	500 k Ω ...500 M Ω acc. to IEC 61557-2	0.0 k Ω ...500.0 M Ω	from 0.1 k Ω	\pm (3% m.v. + 8 digits)
Measuring voltage 1000 V	1000 k Ω ...1.000 G Ω acc. to IEC 61557-2	0.0 k Ω ...1.000 G Ω	from 0.1 k Ω	\pm (3% m.v. + 8 digits)
Insulation resistance at DC side				
Measuring voltage 250 V / 500 V / 1000 V / 1500 V	250 k Ω ...500 M Ω acc. to IEC 61557-2	0.0 k Ω ...500.0 M Ω	from 0.1 k Ω	\pm (8% m.v. + 8 digits)
Resistance of protective conductors and equipotential bondings				
Measurement of resistance of protective conductors and equipotential bondings with \pm 200 mA current	0.10 Ω ...1999 Ω acc. to IEC 61557-4	0.00 Ω ...1999 Ω	from 0.01 Ω	from \pm (2% m.v. + 3 digits)
Operating current	as for CMP-1015-PV	as for CMP-1015-PV	as for CMP-1015-PV	as for CMP-1015-PV
Active power	0.0 kW...999.0 kW	0.0 kW...999.0 kW	0.1 kW	\pm (6% m.v. + 5 digits)

Other technical data

Safety and work conditions

Measuring category according to 61010

Terminal group: „-“, „+“, \perp	CAT III 1500 V DC
Terminal group: R _{CONT} -, R _{CONT} +	CAT III 600 V

Ingress protection

Closed cover	IP65
Open cover	IP40

Type of insulation according to EN 61010-1 and IEC 61557

	double
--	--------

Power supply

	mains, Li-Ion 7.2 V, 9.8 Ah rechargeable battery
--	--

Dimensions

	390 x 308 x 172 mm
--	--------------------

Weight

	ca. 8.8 kg
--	------------

Operating temperature

	-10...+45°C
--	-------------

Storage temperature

	-20...+60°C
--	-------------

Humidity

	20...90%
--	----------

Nominal temperature

	23 \pm 2°C
--	--------------

Reference humidity

	40%...60%
--	-----------

Memory and communication

Memory of measurement results

	9999 records
--	--------------

Data transmission

	USB, RJ-45, Bluetooth, Wi-Fi
--	------------------------------



















Communication with IRM-1

	wireless
--	----------




Other information

The product meets the EMC (emission for industrial environment) requirements according to standards	IEC 61326-1 IEC 61326-2-2
---	------------------------------













Standard accessories

		PVM-1530 Pro	PVM-1530
		WMGBPVM1530PRO	WMGBPVM1530
	IRM-1 solar radiation and temperature meter WMGBIRM1	1	
	CMP-1015-PV digital clamp meter for photovoltaic installations + standard accessories WMGBCMP1015PV	1	
	LORA-S1 USB adapter for data transmission WAADAUSBLORA	1	
	MC4-banana sockets adapter 1.5 kV (set) WAADA5KVMC4KPL	1	1
	Cable 2 m with MC4 plugs (set of 2 pcs) WAPRZ002MC4KPL	1	1
	Test lead 3 m blue 5 kV (banana plugs) WAPRZ003BUBB5K	1	1
	Test lead 3 m yellow CAT III 1500 V (banana plugs) WAPRZ003YEBB1K5V	1	1
	Test lead 1.8 m black 5 kV (banana plugs, shielded) WAPRZ1X8BLBB5K	1	1
	Przewód 1,8 m czarny 5 kV (wtyki bananowe, ekranowany) WAPRZ1X8BLBB5K	1	1
	Crocodile clip 1 kV 20 A black WAKROBL20K01	2	2
	Pin probe 5 kV (banana socket) black WASONBLOGB2	2	2
	Solar radiation meter mounting kit for PV panels + probe for measuring the temperature of PV panels and the ambient temperature WASONTPVCKPL	1	
	5 V power supply with USB 2.0 output and a detachable micro-USB cable WAZASZ24	1	
	L-4 carrying case WAFUTL4	1	1
	USB cable WAPRZUSB	1	1
	Mains cable with IEC C13 plug WAPRZ1X8BLIEC	1	1
	Key for MC4 connectors WAPOZKEYMC4	1	1
	Fuse 0.5 A, 1000 V AC/DC, 6.3x32 mm WAPOZB05A1000V	1	1

Standard accessories

		PVM-1530 Pro	PVM-1530
		WMGBPVM1530PRO	WMGBPVM1530
	Factory calibration certificate - PVM-1530	1	1
	Factory calibration certificate - IRM-1	1	
	Factory calibration certificate - CMP-1015-PV	1	

Optional accessories

		PVM-1530 Pro	PVM-1530
		WMGBPVM1530PRO	WMGBPVM1530
	IRM-1 solar radiation and temperature meter WMGBIRM1		✓
	CMP-1015-PV digital clamp meter for photovoltaic installations + standard accessories WMGBCMP1015PV		✓
	Optional accessories for CMP-1015-PV	✓	
	MC4 splitter for power measurement in PV installations 1500 V (set of 2 pcs.) WAADAMC4SV2KPL	✓	✓
	AC-16 line splitter (facilitates current measurements) WAADAAC16	✓	
	Crocodile 1 kV 20 A clip red / blue / yellow WAKRORE20K02 / WAKROBU20K02 / WAKROYE20K02	✓	✓
	Pin probe 1 kV (banana socket) red / blue / yellow / black WASONREOGB1 / WASONBUOGB1 / WASONYE0GB1 / WASONBLOGB1	✓	✓
	Sonel Reader software WAPROREADER	✓	✓
	Sonel Reports Plus software WAPROREPORTSPUS	✓	✓
	Calibration certificate with accreditation - PVM-1530	✓	✓
	Calibration certificate without accreditation - IRM-1	✓	
	Calibration certificate with accreditation - CMP-1015-PV	✓	